

```

-----
////////////////////////////////////////////////////////////////////////////////////////////////////////////////////////////////
|=                                                                                               |=
|=      Advanced Pearl Box                                                                    |=
|= 07/01/89      (APB)                               07/01/89  |=
|= Tested and Created by: Dispater                                                            |=
|=                                                                                               |=
\\////////////////////////////////////////////////////////////////////////////////////////////////////////////////////////////////
-----

```

INTRO: After reading the fucked up shit on the original pearl box, I decided that there was an easier and cheaper way of doing the same thing with an IC and parts you probably have just laying around the house.

PARTS: CD4049 RCA integrated circuit


- .1 uF disk capacitor
- 1 uF 16V electrolytic capacitor
- 1K resistor
- 10K resistor
- 1meg pot
- 1N914 diode
- some SPST momentary pushbutton switches
- 9 Volt battery & clip
- and miscalanious shit you should have laying around the house.

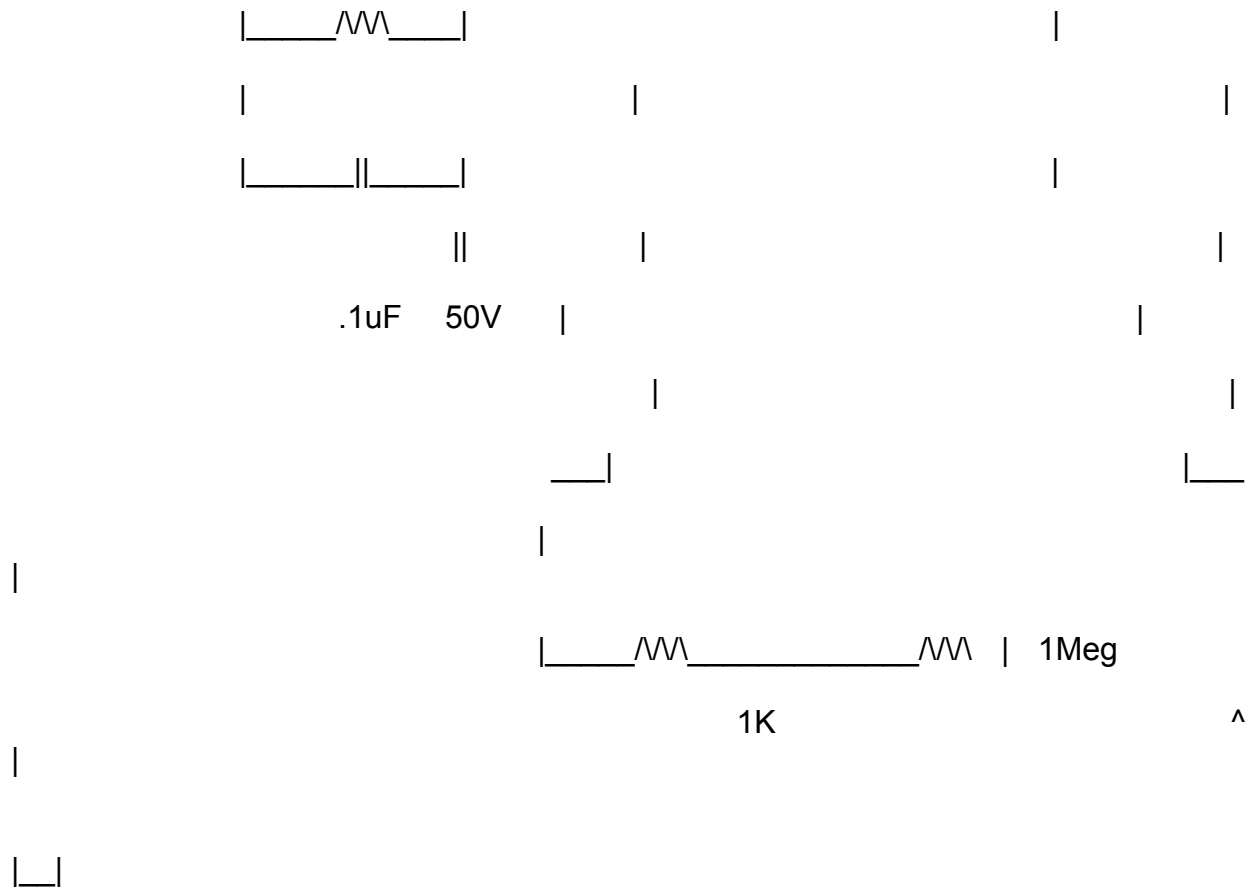
STATE-OF-THE-ART-NEATO TEXT SCHEMATIC:

*This Schematic was salvaged and is

correct

according to the original file.

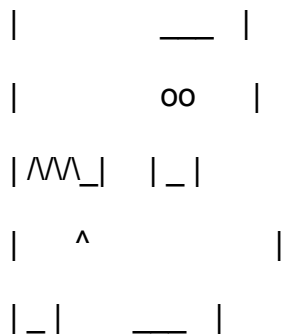




EXTRAS:

To keep tones that you wanna use frequently like 1850 Hz then all you have to do is put in a variable resistor and adjust it to where you have the correct tone, then just put a push-putton switch on the line.

You can link them together in a chain, etc.



| oo |
| ^^^ _ | | |
| ^ |
|_| |
! !
: (etc) :

There are many other good mods to make to the box so have phun and be smart.